

ELIMINATE

TOILET ODOUR.

SAVE ENERGY

AND OP COSTS

The most effective toilet  
odour extraction system.



Cisterns - HZ101

hygizone™  
Superior Odour Extraction


# Transform your bathroom into a **Hygizone**.

The smart thinking **source-based** toilet odour extraction system.


## For Cisterns



### How to install



- Installed cisterns. (a)
- Drill appropriate size hole in the Flush-Pipe (hole size indicated on Hygizone Flush-Saddle) (b).
- Fasten the Hygizone Flush-Saddle to the Flush-pipe using the inner-clamp and straps (c).
- Clip the Hygihose onto the Flush-Saddle and ensure hose runs uphill to avoid forming a water trap in the hose (d).





### It's More Hygienic

The Hygizone system has proven to be the most effective extraction solution in preventing harmful germs and bacteria from contaminating the air you breathe.



### It's Fresher

The Hygizone eliminates the need for costly air fresheners that are often overpowering and only serve to mask odour problems, instead of eliminating them at the source.



### 100% User-Satisfaction

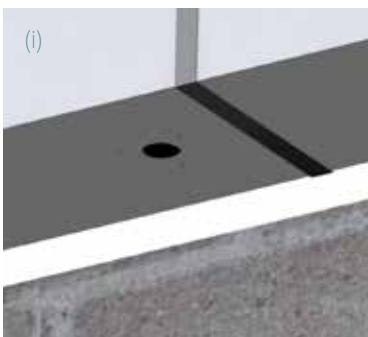
Toilets fitted with the the Hygizone keep tenants and customers happy.

## For Masonry Application



- Route the Hygihose to the extraction duct (e,f,g,h)

## For Drywall Application



- Drill a hole in the extraction duct (i)
- Fit the hygizone Duct-Spigot (j)
- Connect the Hygihose (k,l)



# Hygizone for Cisterns

Fits Concealed Cistern

Fits Low Level Cistern



HZ101 - Concealed Cistern



## Items included in the system



Flush-Saddle (various sizes included)



Duct-Spigot



4m Hygihose & Flush-Connector & Duct-Connector



All Fasteners & Connectors Needed



Detailed Installation Leaflet

**Hello!**

We're here to help! Contact us to find out more about the Hygizone system

Guaranteed Performance,  
**Proven Results.**

**hygizone**<sup>™</sup>  
Superior Odour Extraction

[hygizone.com](http://hygizone.com) • [info@hygizone.com](mailto:info@hygizone.com)